

OIG INVESTIGATIONS OF SEXUAL ALLEGATIONS

Fiscal Year 2019-20

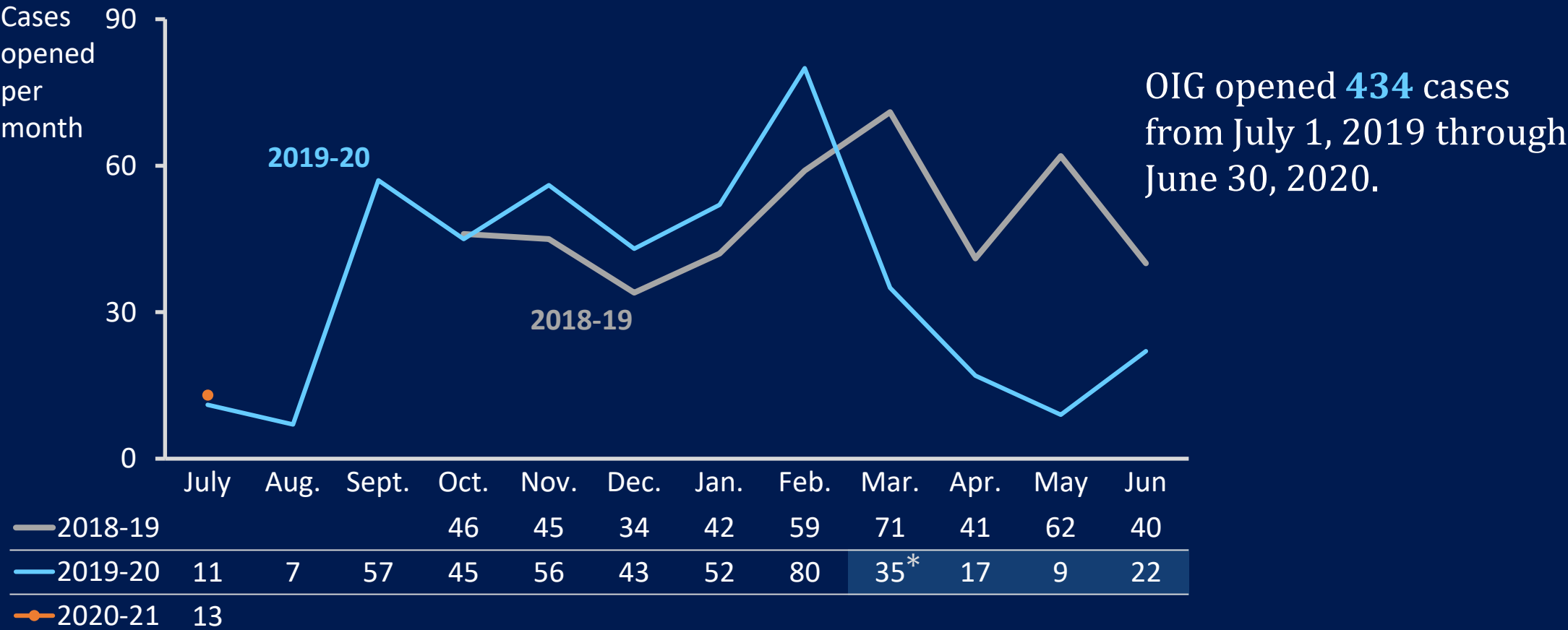
Office of

Inspector General

Chicago Board of Education

Will Fletcher, Inspector General

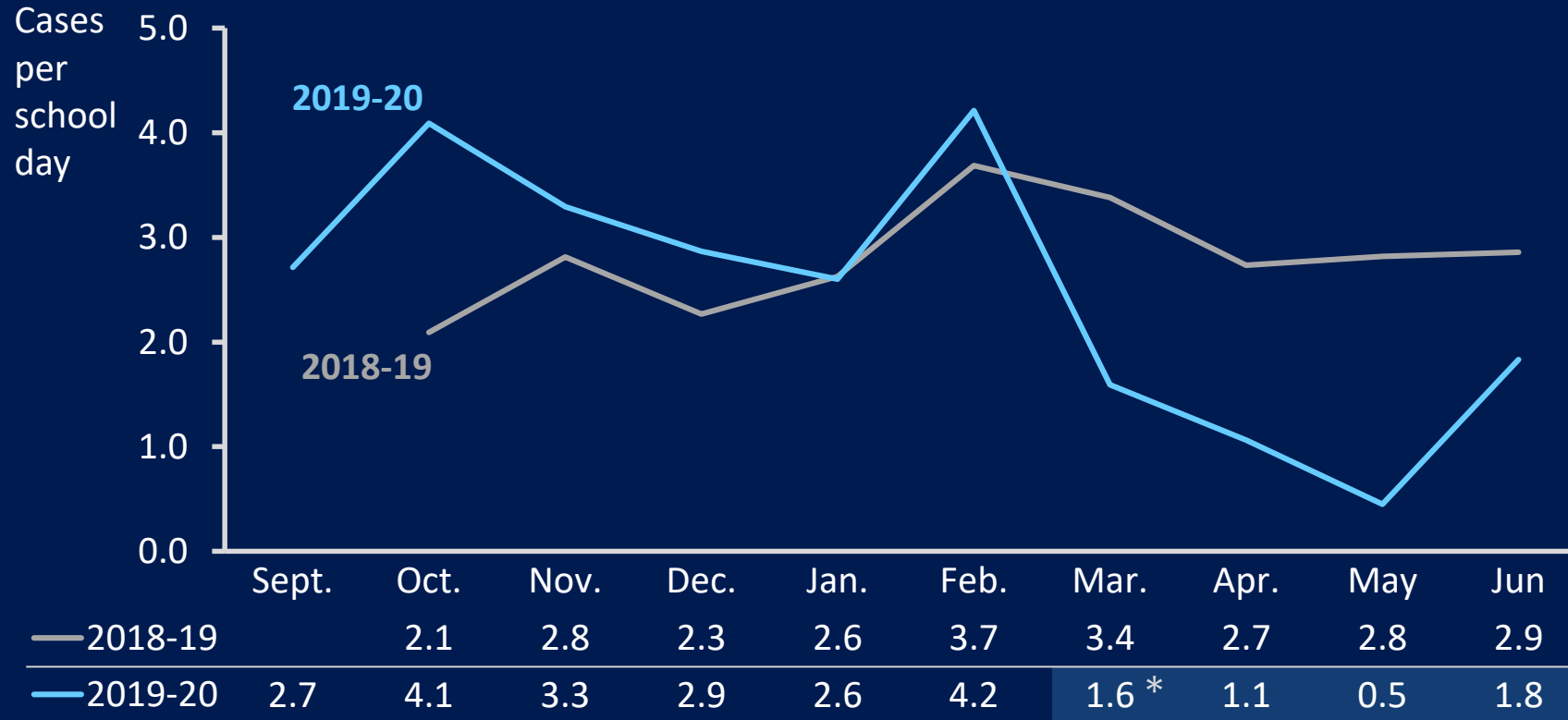
OIG CASE INTAKE PER MONTH



*On March 17, 2020, all CPS school facilities were closed for the remainder of the 2019-20 school year in response to the COVID-19 pandemic.

AVERAGE OIG CASE INTAKE PER SCHOOL DAY

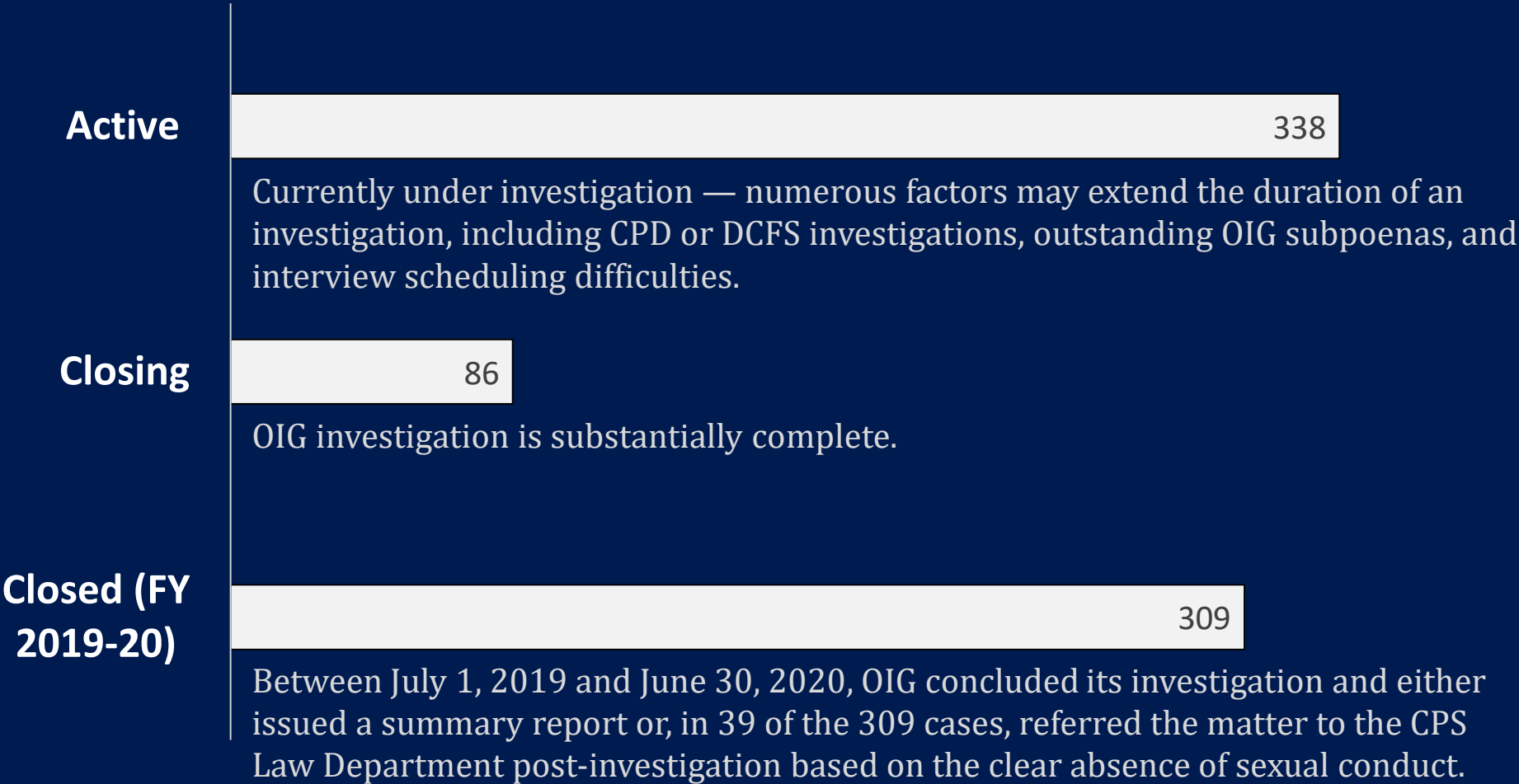
September 1, 2019 through June 30, 2020



*The number of school days, as used to calculate intake per school day, is based on the published CPS school calendar. However, CPS facilities were closed for the remainder of the 2019-20 school year on March 17, 2020, due to the COVID-19 pandemic.

CASE INVENTORY

Summary of current OIG case inventory as of July 31, 2020



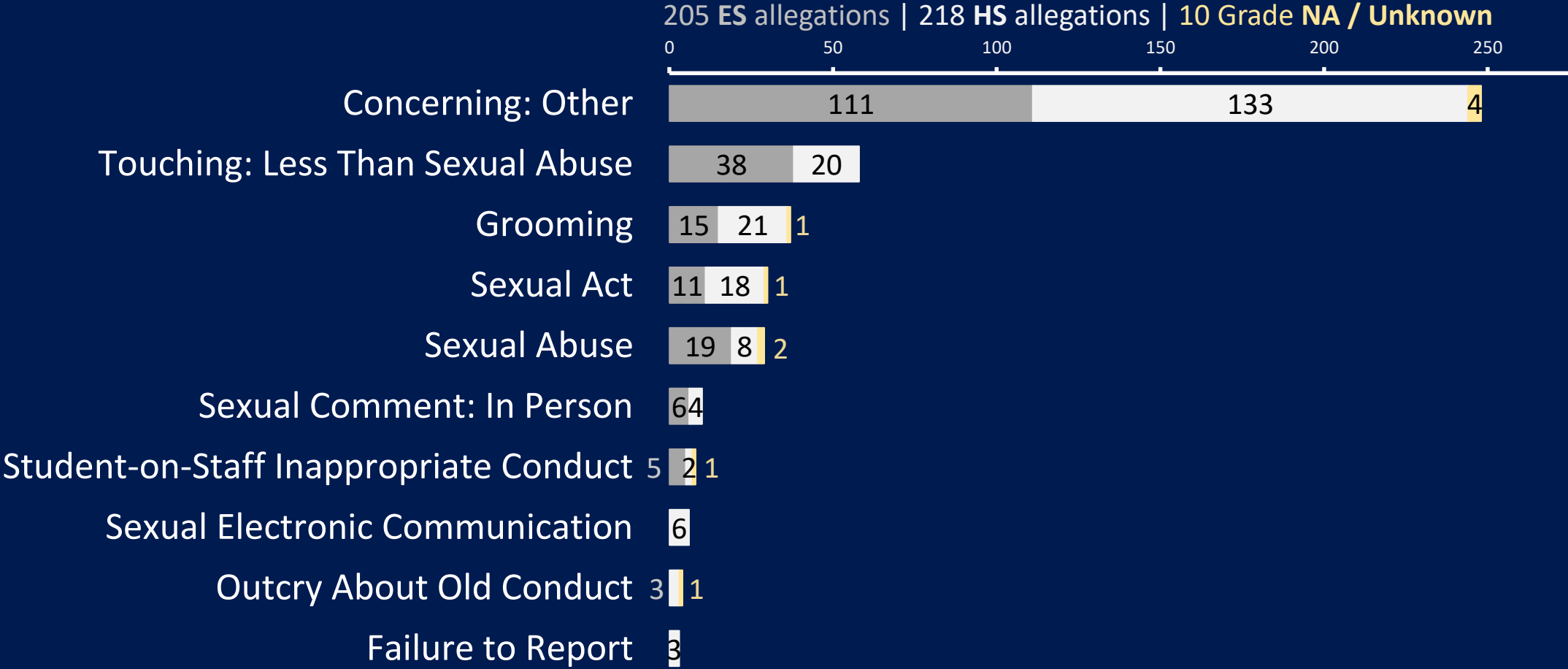
OIG SEXUAL ALLEGATION CATEGORIES

Sexual Act	Penetration
Sexual Abuse	Physical conduct for sexual gratification, e.g., groping, fondling
Sexual Comment — In Person	Unambiguously sexual comment to student
Grooming	Actions to break down inhibitions for the purpose of sexual conduct
Sexual Electronic Communication (“Sexting”)	Sexual text messages, emails, or other communications
Touching—Less than Sexual Abuse	Touching of a possible (not obvious) sexual nature
Concerning—Other	Leering, “creepy” behavior or other potentially concerning behavior
Student-on-Staff Inappropriate Conduct	Student behavior toward a staff member (now addressed by EOCO)
Outcry About Old Conduct	Recent outcry about allegations from several years ago

Cases are assigned a single category, but may involve behaviors that could fall into multiple categories. **Grooming** cases, for instance, often involve behaviors that could also be categorized as **sexual electronic communication**.

CASES BY ALLEGATION CATEGORY AND GRADE LEVEL

Summary of OIG cases opened July 1, 2019, through June 30, 2020, including active, closing, and closed cases.



ALLEGATION RATE COMPARISON

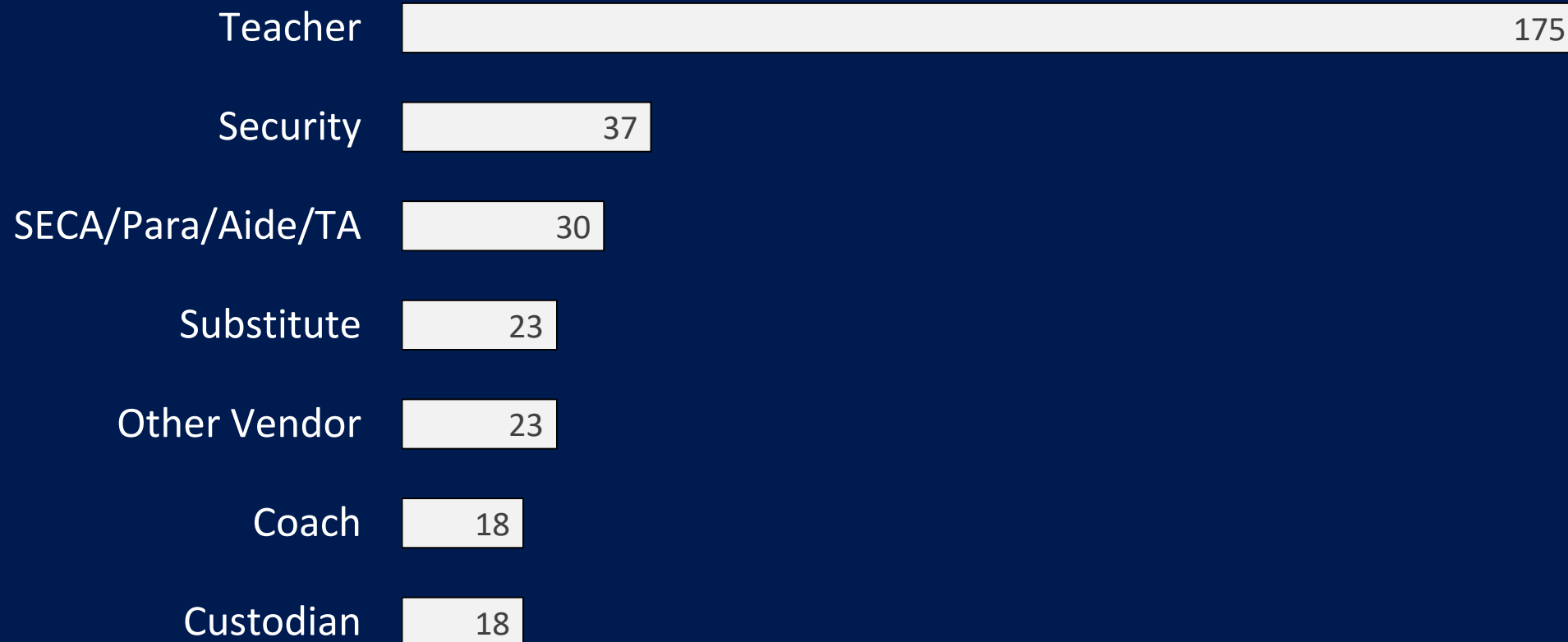
By school primary grade category

	Elementary School	High School
Allegations July 1, 2019 – June 30, 2020	205	218
20th Day Enrollment	250,423	104,733
% Total CPS Enrollment	71%	29%
% of Total Allegations	48%	52%
Allegations Per 100,000 Students	81	204

Correction: The May 2020 quarterly report included a calculation error in ES/HS breakdowns. For July through April 2019-20, there were 195 ES and 203 HS allegations.

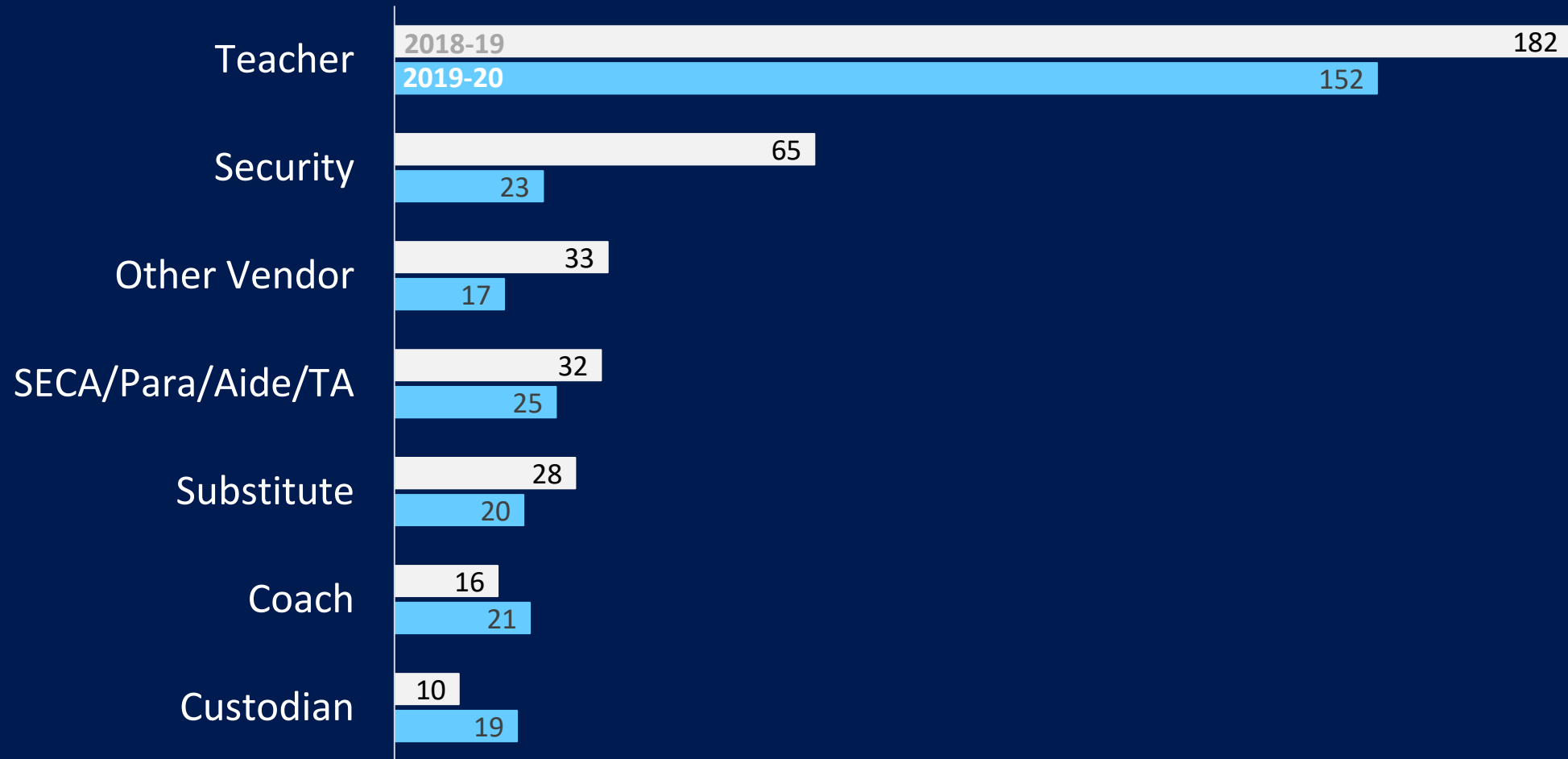
SUBJECTS OF ALLEGATIONS BY JOB CATEGORY

Includes cases opened July 1, 2019 through June 30, 2020. There are over 80 other subjects of OIG SAU cases during this period, including 10 Principals or Assistant Principals, 7 lunch/recess aides, and 6 non-coach volunteers.



ALLEGATIONS BY JOB CATEGORY

Year-on-year comparison for cases opened October 1 through June 30



ALLEGATION RATE COMPARISON

Non-charter schools compared with charter schools

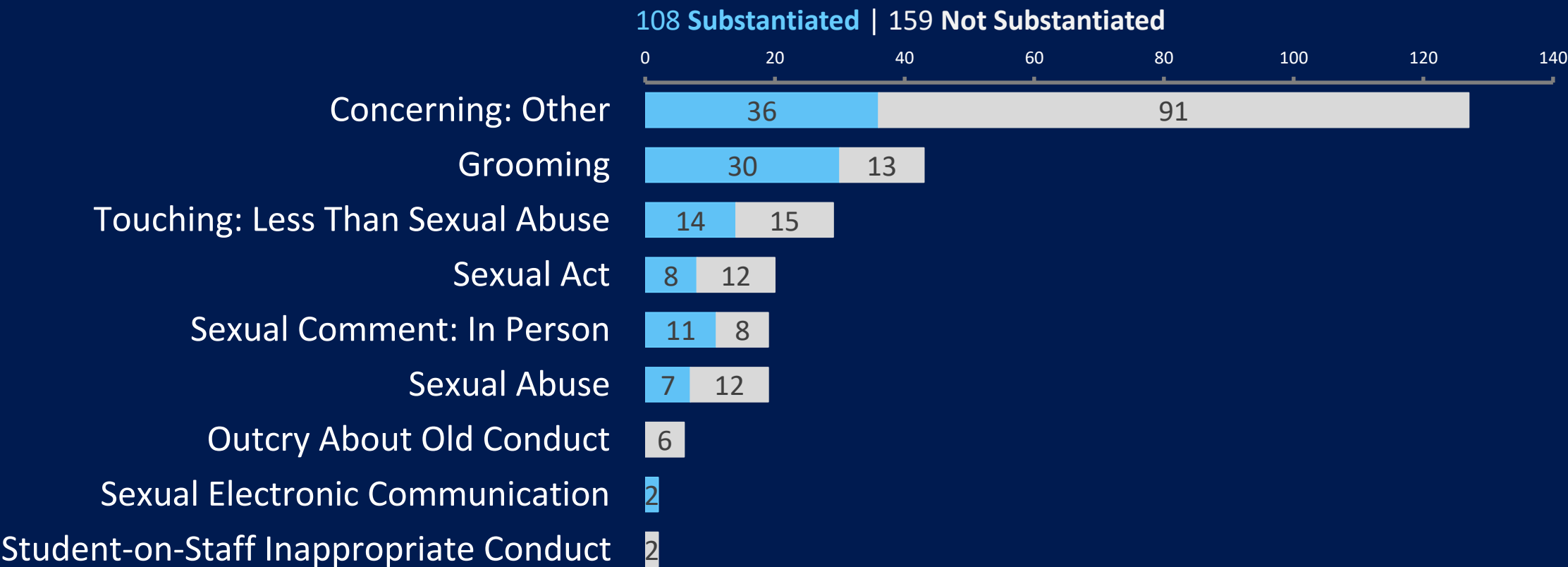
	Non-charter	Charter
Allegations Jul. 1, 2019 – June 30 2020	382	42
20th Day Enrollment	303,184	51,927
% Total CPS Enrollment	85%	15%
% of Total Allegations	90%	10%
Allegations Per 100,000 Students	126	81

2019-2020 school year 20th-day enrollment data. Several cases did not fall within charter/non-charter governance.

OIG CLOSED CASES

Summary of all OIG decisions, as categorized by initial allegation

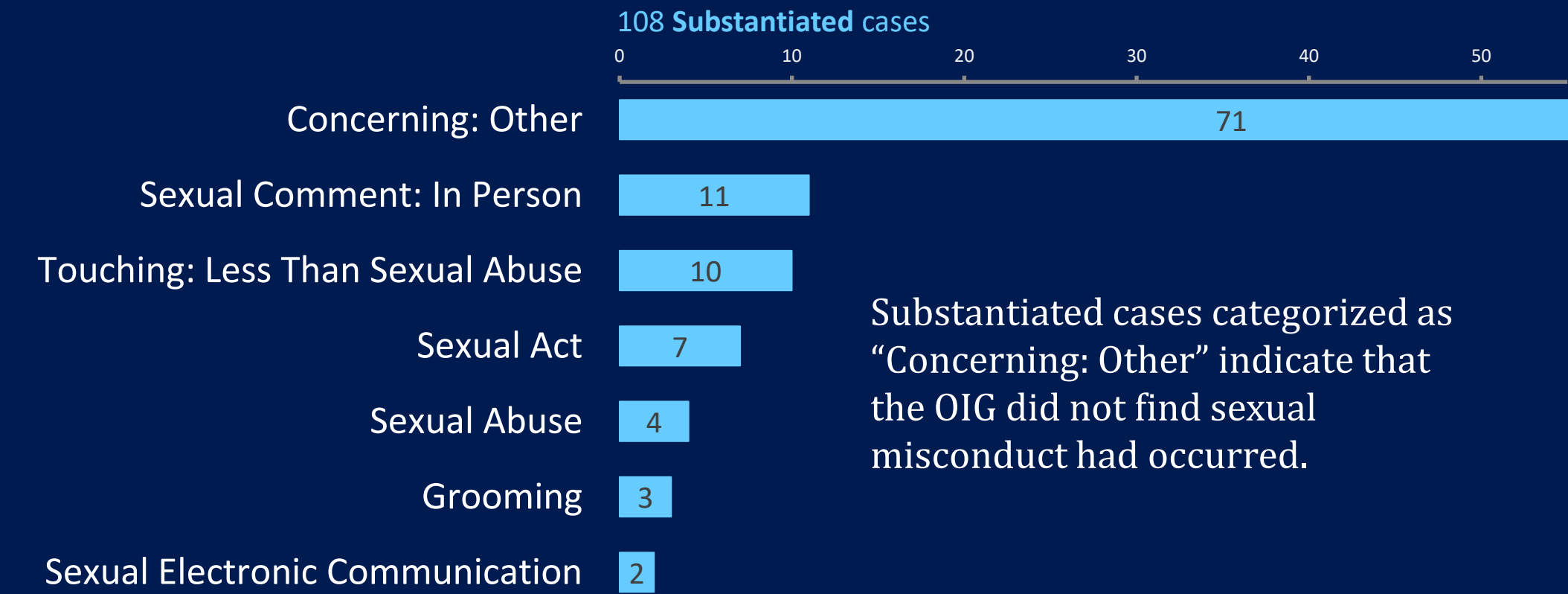
Cases closed July 1, 2019 – June 30, 2020. A case is “substantiated” when a preponderance of the evidence establishes a violation of CPS policies, rules, or guidelines. A case may be substantiated on different grounds than the initial allegation, and in limited instances, OIG may close or refer a case without making a substantiated or not substantiated determination.



SUBSTANTIATED CASES

Summary of most significant factual finding in each case

Includes all substantiated cases with a decision issued between July 1, 2019 and June 30, 2020. Substantiated cases may involve multiple policy violations. Here, each case is categorized by the most significant finding.



ALLEGATIONS COMPARED TO FINDINGS

Includes all substantiated cases with a decision issued between July 1, 2019 and June 30, 2020. Substantiated cases may involve multiple factual findings and policy violations. Here, each substantiated case is categorized by the most significant factual finding.

Allegation	Substantiated: Most Significant Factual Finding						Touching: Less Than Abuse (10)	Concerning: Other (71)
	Sexual Act (7)	Sexual Abuse (4)	Sexual Comment (11)	Grooming (3)	Sexting (2)			
Sexual Act (8)	6	1			1			
Sexual Abuse (7)	1	2		1			2	1
Sexual Comment (11)			8					3
Grooming (30)			2	2				26
Sexting (2)					1			1
Touching: Less Than Abuse (14)							7	7
Concerning: Other (36)		1	1				1	33

PERSONNEL ACTIONS

Pulled or Blocked	As of August 15, 2020, 121 adults are currently pulled or blocked from school pending investigation as a result of an allegation of staff-to-student misconduct, including 42 currently pulled teachers. Additionally, as of August 15, 2020, 28 individuals remain pulled or blocked in relation to cases closed by the OIG.
Reinstated	From July 1, 2019, through July 31, 2020, 42 pulled or blocked individuals were reinstated either based on OIG's recommendation, or after the conclusion of OIG's investigation of allegations.
Terminated or resigned/retired	45 adults who were subjects of an investigation were terminated or resigned/retired from July 1, 2019 through July 31, 2020.

POLICE INVOLVEMENT: 2019-20 SCHOOL YEAR

All CPS or vendor staff criminally charged in relation to an OIG sexual misconduct investigation opened July 1, 2019 – June 30, 2020

**Aggravated/Predatory
Criminal Sexual Assault**
Penetration or oral sex

Teacher: alleged victim is a former CPS student (other charges pending)
Security Guard: alleged victims are CPS students (other charges pending)
Teacher: alleged victim is a CPS student

**Aggravated Criminal
Sexual abuse**
Sexual act

Teacher: alleged victims are CPS students

Additionally, CPD is currently investigating over 20 other cases involving CPS or vendor staff.